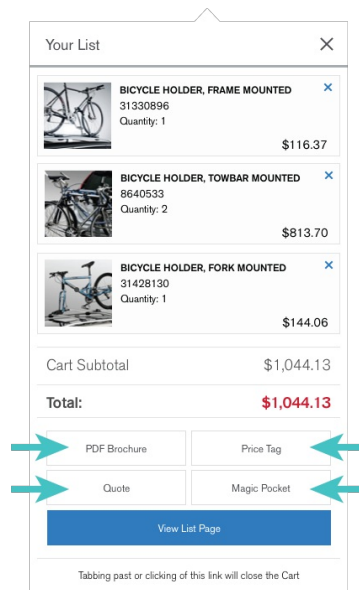


How to Create a Magic Pocket

Last Modified on 09/01/2020 2:31 pm EDT

The B2B platform makes it easy to create and print customized Magic Pockets (also known as Monroneys) for vehicles. These sheets allow you to show what the costs of optional accessories and add-ons will be for specific vehicles.

After choosing a product on the B2B platform, you can access the Price Tags field by clicking on the List & Print Options button in the list widget.



On this screen there are four tabs; click on the fourth one (titled Magic Pocket). It should look like this:

PDF BROCHURE	PRICE TAG	QUOTE	MAGIC POCKET
Additional Items <input type="text" value="Additional Items"/>	Additional Items Price <input type="text" value="0.00"/>	Fitment <input type="text" value="2015 XC60"/>	Stock Number <input type="text"/>
	Pricing <input type="text" value="MSRP"/>	VIN <input type="text"/>	Vehicle Total <input type="text" value="0.00"/>
			<input type="button" value="Print"/>

This screen gives you the ability to print a Magic Pocket showing specific Fitment, Stock Number, VIN and Vehicle Total. Pricing can be set to MSRP, MSRP + Installation, Online Price, Online Price Installed, or Our Price. Non-cataloged items can also be added to the Magic Pocket by entering the description in the Additional Items box and the price in the Additional Items Price box.




After you've added all necessary information, click the Print button. Your Magic Pocket can be placed on select vehicles to show optional accessories, or to promote an already-accessorized vehicle.



XC40 Momentum

Stock Code: A11965

VIN:WAUW3AFC3JN029888

Accessories Description	QTY	Our Price
 Ramp. Bicycle holder, towbar mounted, 2 bicycles	1	\$ 57.23
 Head cushion. Comfort pillow.	1	\$ 105.00
 Voltage converter. Cooler/heater box	1	\$ 74.81
 Protection. Bumper cover.	1	\$ 100.68
Installation Service		\$ 0.00

Vehicle Total \$ 76,700.00

Accessories Total \$ 337.72

Vehicle and Accessories Total \$ 77,037.72

Quote does not include applicable item or labor tax.

Authorized or Genuine Volkswagen Accessories installed prior to new vehicle delivery are covered during the New Vehicle Limited Warranty period. If these accessories are installed by an authorized Volkswagen dealer during the New Vehicle Limited Warranty period they are covered for the greater of: (1) the remainder of the New Vehicle Limited Warranty period; or (2) the accessory limited warranty period (12 months or 12,000 miles, whichever occurs first).